

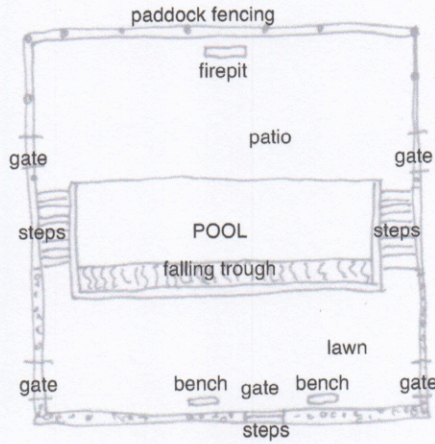
*Svensen & Keller*

**LANDSCAPE DESIGN PLAN**

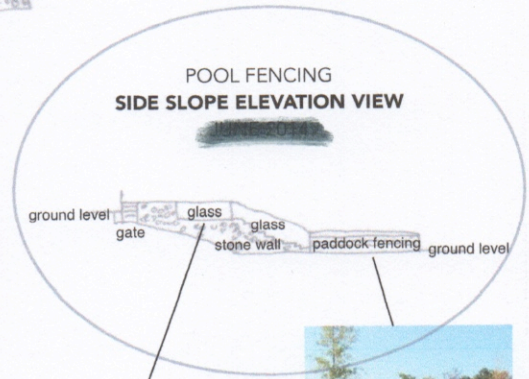




upper trough



falling trough



**POOL CONCEPT PLAN**

*Svensen & Keller*

Plan Details & Design Concepts for [REDACTED]

**A: shade trees** - see tree key for existing trees (to remove/stay) and new trees. New trees are specified for roadside (Baxter), driveway allée, along paddock and comprised of a few different native species for diversity - hickory, sugar maple, and white oak.



**B. existing hemlock screen** is declining (due to tight spacing of trees) and is shading shrubs below. Replace with a more informal combination of Arborvitae and deciduous shrubs similar to front corner by gate.



**C: front lawn (corner)** currently feels a bit empty, pointless with no focal point. Create sitting area (couple of chairs) primarily for visual appeal, not function. Widening the existing shrub border will assist in organizing the space and add more buffer from drive.



**D. crabapple meadow:** Use trees transplanted from alongside driveway to create magical formal, slightly unkempt space. Four benches to be visible along stone walls at end of mown paths. Much of lawn mown only twice a year to allow to return to meadow.

**E. perennial borders** would benefit from a major reworking to eliminate/reduce some of the more thuggish plants and to add more variety for improved interest in all seasons.

**F. lawn path** - improve views by reinforcing axis view with the following changes:

- extend beds to driveway edge
- transplant Magnolia
- shorten stone wall



# Svensden & Keller

we make paradise possible

**G. herb potager** - this area is too shady to serve effectively as a spot to grow herbs. Herbs will thrive in front perennial borders and could be incorporated into changes there.

*design idea 1* - raise level to meet main patio to improve flow.

*design idea 2* - retain step down, accentuate shape with solid boxwood hedge, increase paved area to allow room for bench and a few planted pots.




**H. patio steps** - push out to eliminate cut-out of brick patio



**I. Back foundation planting** - reduce size of bed and simplify planting to cohere with front foundation plantings (boxwood, myrtle, azaleas) and provide quiet backdrop for pastoral views



**J. Lawn steps** - bulk up with fieldstone or larger bluestone slabs to be move visible from lower vantage points



**K. Hedgerow** - create continuous hedgerow with center opening to organize and enhance views

# Svendsen & Keller

we make paradise possible


**L. swimming pool** - a raised trough of water cascades infinity-style down a lighted, textured wall to add aural and visual drama (à la Paley Park NYC). Pool lowered to meet grade of back lawn and remain obscured from above. Pool location, orientation and size of pool to remain largely unchanged. Existing upper lawn area to act as room for enjoying trough. Wide steps down both sides of waterfall lead to new bluestone patio with fire pit. Security fencing a combination of stone walls, frameless glass, and paddock fencing.



**M. Tree Lilac Grouping** - add two new trees to existing tree lilac to block carport from pool and add summer interest.



**N. into the woods** - remove yew at base of specimen spruce, eliminate existing old arbor. And enact one of the following ideas  
*design idea 1* - close wall opening- there is no reason to have opening unless there is something beyond beckoning  
*design idea 2* - create wetland walk to stables with entrance thru reduced wall opening. This would open up a whole new aspect of the property. Tree work and raised wooden walkways would be required.



**O. pool house** - existing barberry is an invasive plant and too stiff (especially as currently pruned) for this area. Replace with beautyberry and winterberry.



**P. existing plantings east side of drive** - transplant iris to meadow across drive & crabapple to front lawn (see C). Resulting view will be simplified to allow focus on new allee of trees (see P).



**Q. wetland planting west side of drive** - add 2 black tupelo trees and a selection of marsh wildflowers (joepy weed, ironweed, cup plant) to read as stronger visual groupings from afar and to attract more pollinators.

**R. allee of new specimen trees**

**S. shrubs along paddock fencing** - create masses of low-maintenance flowering shrubs along fence lines for seasonal interest and softening (peegee hydrangeas, smokebush, seven son flower)

**T. manure collection screening** - remove invasive, poorly pruned shrubs and replant with mass of tall grasses

